

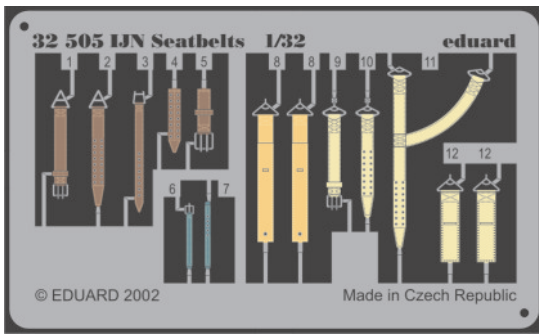








IJN Seatbelts

1/32 scale detail set • sada detailů 1/32

eduard


32 505



-  SYMETRICAL ASSEMBLY
SYMETRICKÁ MONTÁŽ
-  REMOVE
ODSTRANIT
-  BEND
OHNOUT
-  REPLACE
NAHRADIT
-  GRIND
OBROUSIT
-  OPTION
VOLBA

 ORIGINAL KIT PARTS
PŮVODNÍ DÍLY STAVEBNICE

 PHOTO-ETCHED PARTS
LEPTANÉ DÍLY

 PARTS TO BE REMOVED
DÍLY K ODSTRANĚNÍ

See your references for exact Airplane

BOMBERS

Diagram showing the assembly of seatbelt parts 1 and 2 onto the seat backrest. Part 1 is a buckle, and part 2 is a strap with a buckle. Arrows indicate the placement of each part on the seat backrest.

MITSUBISHI

Diagram showing the assembly of seatbelt parts 3, 4, 5, and 12 onto the seat backrest. Part 3 is a long strap, part 4 is a shorter strap, part 5 is a buckle, and part 12 is another strap. Arrows indicate the placement of each part on the seat backrest. The text "END OF THE WAR" is written in red.

NAKAJIMA

Diagram showing the assembly of seatbelt parts 6, 7, and 8 onto the seat backrest. Part 6 is a buckle, part 7 is a long strap, and part 8 is a shorter strap. Arrows indicate the placement of each part on the seat backrest.

KAWANISHI

Diagram showing the assembly of seatbelt parts 9, 10, and 11 onto the seat backrest. Part 9 is a buckle, part 10 is a strap, and part 11 is a long strap. Arrows indicate the placement of each part on the seat backrest.